



The Twits

Activity Pack

Name: _____

School: _____

Teacher: _____

Class: _____



dlr MILL THEATRE
DUNDRUM

dlr Mill Theatre Dundrum,
Dundrum Town Centre

T +353 01 296 9340
www.milltheatre.ie



The Twits Book Report

Name of Author:

Name of Illustrator:

Describe two main characters:

Where is the story set?

What happened in the story?

Did you like the story? Why?

My star rating:



Mr. and Mrs. Twit

Roald Dahl describes the Twits as hideously ugly on the inside as well as on the outside. Throughout the story the Twits play tricks and make fun of each other!

Draw two pictures: one of the couple at the beginning of the story and then one end.

Mr. and Mrs. Twit at the beginning of their story...

Mr. and Mrs. Twit at the end of their story...

Hot Bird Pie




When the birds are very near
Near enough for them to hear
We'll shout this rhyme – loud and clear ...

There's sticky stuff all over the tree!
If you land in the branches, you'll never get free!
So fly away! Fly away! Stay up high!
Or you'll finish up tonight in a hot Bird Pie!

**Learn the lyrics to
our songs so you
can sing along!**



Draw a tree at the back of the Twit's garden with lots of birds stuck on the branches!



The Muggle-Wumps

The Twits are retired circus trainers and keep a family of pet monkeys, the Muggle-Wumps. In the story, they are trying to form the first upside down monkey circus, leaving the monkeys to stand on their heads for hours on end!

In zoology, primates are the most intelligent and developed mammals. Primates are the third most diverse order of mammals, and include monkeys and humans.

You can see many different species of primates in Dublin Zoo, many of which are endangered. It's important to treat all of the planet's animals with respect and not be cruel like the Twits!

Can you name each of the primates?



_E_U_



G_R_L_A



M_C_Q_E



_A_U_H_N




L_R_S



_A_D_I_L



_R_N_U_A_



C_I_P_N_E_



_A_A_I_

"What a lot of hairy-faced men there are around nowadays!"

Roald Dahl hated beards so he created the character Mr. Twit with a grotesque mop of hair on his face. Use the template below to draw Mr. Twit and his wild beard.



Who was Roald Dahl?

Read the comprehension and answer the questions on the following page.
Information from the official Roald Dahl website.

Roald Dahl was a spy, an ace fighter pilot, a chocolate historian and a medical inventor! He was also the author of *Charlie and the Chocolate Factory*, *Matilda*, *The BFG*, and many more beloved children's books.

Born in Llandaff, Wales, on 13th September 1916 to Norwegian parents, Harald Dahl and Sofie Magdalene Hesselberg, Dahl was named after Roald Amundsen, the Norwegian who had been the first man to reach the South Pole just four years earlier. Unfortunately, his early years were **blighted** by the tragic deaths of his older sister, Astri, and his father.

Wanting the best for her only son, his mother sent Roald to boarding school where many **bizarre** and memorable events would later be recounted in his 1984 story, *Boy*. Pupils at his school were invited to trial chocolate bars, a memory that stayed with Dahl throughout his life, inspiring *Charlie and the Chocolate Factory*.

Schooldays happily behind him, Dahl's lust for travel took him first to Canada, then to East Africa, where he worked for an oil company until the outbreak of World War Two. He then **enlisted** in the Royal Air Force at 23 years old.

In September 1940, Dahl received severe injuries to his head, nose and back when he crash-landed in the Western Desert. After six months recovering from his injuries in Alexandria he returned to action, taking part in The Battle of Athens. Later, after a posting to Washington, he supplied intelligence to MI6.

In 1960 Roald helped invent the Wade-Dahl-Till valve, prompted by the need to **alleviate** the head injuries endured by his infant son after an accident in New York. The invention was designed by Dahl, Dr. Kenneth Till, and Stanley Wade, a toymaker.

There followed a burst of **literary** energy: in 1961 *James and the Giant Peach* was published in the US, followed by *Charlie and the Chocolate Factory*. Roald then wrote screenplays for the James Bond hit *You Only Live Twice* and *Chitty Chitty Bang Bang*. *Fantastic Mr. Fox* was published in 1970, the year before the film *Willy Wonka and the Chocolate Factory* was released. The rest of the decade saw the publication of many other classics, including *Danny the Champion of the World*, *The Enormous Crocodile*, and *My Uncle Oswald*.

Roald also enjoyed enormous success on television. Having already had his stories told in six episodes of the award winning US series *Alfred Hitchcock Presents*, his *Tales of the Unexpected* ran for several series between 1979 and 1988 in the UK.

In the early 1980s he published *The Twits*, *Revolting Rhymes*, *The BFG* and *The Witches*. There followed two **autobiographical** books: *Boy*, in 1984 and *Going Solo*, in 1986. *Matilda* was published in 1988, *Esio Trot* in 1990, and finally, in 1991, came the **posthumous** delight of *The Minpins*.

Roald Dahl died on 23 November 1990, aged 74. He was buried in the parish church of St Peter and St Paul in Great Missenden - the Buckinghamshire village where today The Roald Dahl Museum and Story Centre continues his extraordinary mission to amaze, thrill and inspire generations of children and their parents.

Question Time!

1. Name four stories, other than The Twits, written by Roald Dahl.

1. _____
2. _____
3. _____
4. _____

2. Where were Roald's parents from?

3. What two stories were inspired by Roald's school days?

1. _____
2. _____

4. Where did Roald work after he had finished school?

5. Where did Roald recover from his injuries during WWII?

6. What did Roald help invent in 1960?

7. What James Bond screenplay did Roald write?

8. How old was Roald when he died?

Activity A – Using a dictionary, look up the underlined words in the comprehension and write down the definitions.

Activity B – Create a poster project on one of the following topics:

Norway

World War Two


MI6

Alfred Hitchcock

**Learn the lyrics to
our songs so you
can sing along!**

Hug Tight Glue

Coat every branch with the Hug Tight glue,
Birds, I have a big surprise for you!
Slop it and slap it and spread it along
Soon you'll sing your final song!
Land on the tree
And you'll never get free!
Tough toffees, hard luck
You'll be stuck, stuck, stuck!
So, stand by birds, for a great big fright
Stand by Twits, it's Bird Pie night.



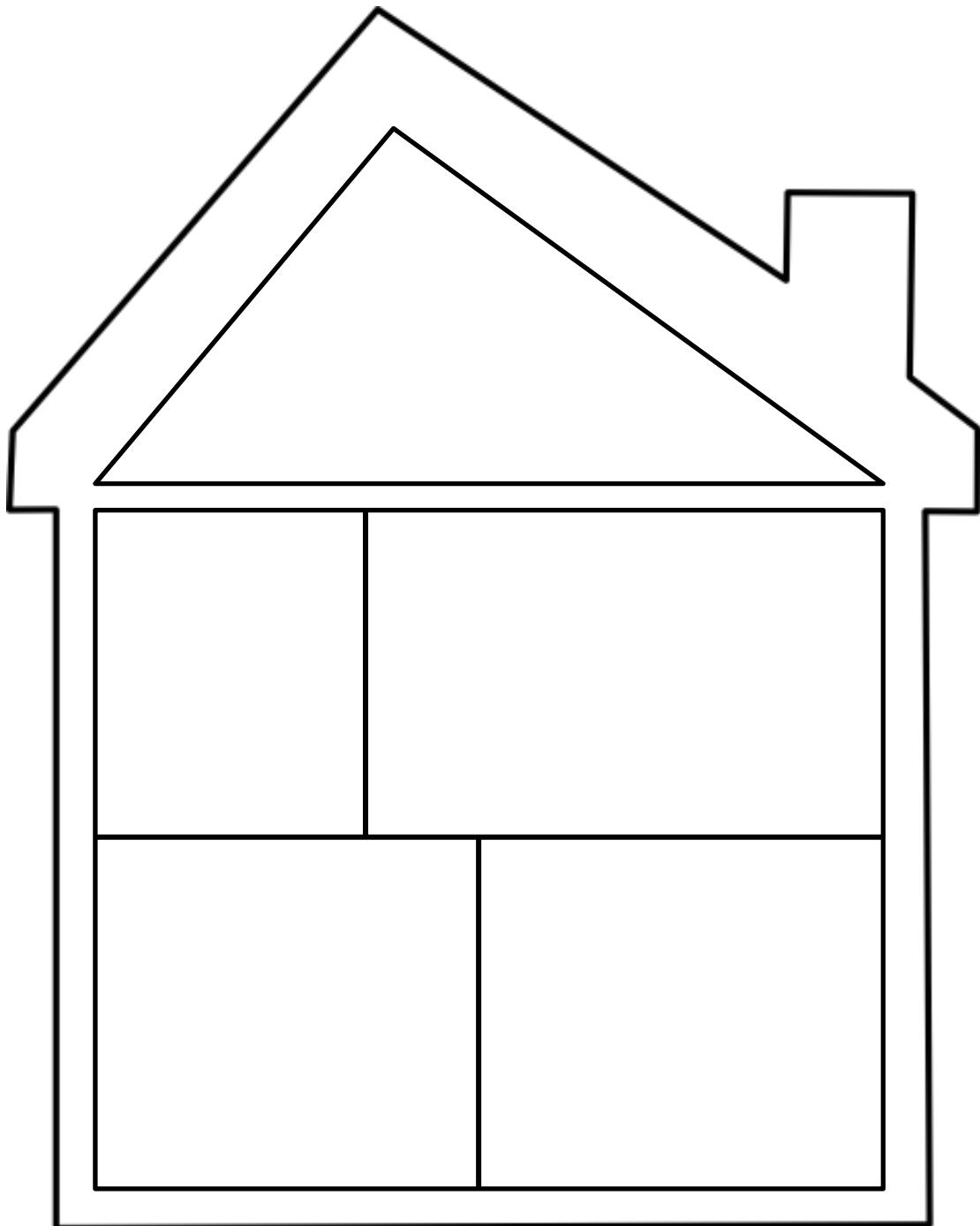
**Help the bird escape
the tree maze!**

F W B L C S D E N B I R D M H C J A I U K K A L F
 Z W F Y A I Y X F Y E O R V Z R K P V W C Z R J A
 M U G G L E W U M P S T I M T W C P K I D T C L O
 G Y K Q S O N Q Y I W T G F I O Q B T C L T U V P
 N A U S M Z P S S I T Z M D W W O S C R M V E X T
 I A A T O R E Y T H M T I L W F G H S W W R X R O
 C L C S N E X F L Q R V B P E N Z W M R S T W I T
 G K U E K L Q D E O F I Z I I Z I T T E H G A P S
 I Q P I E G L N R G R Z N K G N C W Q X L U G C T
 Q Y S W Y G H M C A E F L K D D J D I U C Y F M A
 C Z I O S I U E B S E A R O S Q E Z N L L B E D T
 E Y D S S W L W U B W B W O K H W A P L I N N E D
 L H E V N Y E O H Q C L B W G N V S D P O D S Z M
 P Z D S B L H T H P E Y K C I T S B Y T G G T S H
 D G O J Y L C Y P S X Q F J I J H O U N R R D M E
 C X W Q C I A F S H S U V I V P X Y V K L E M R W
 P G N G J K T N E T K W W S W T Q L V U D J E O Z
 Q Y C R N S S L O W N V I A D B T V V A D G G W Y
 U B P V Y N U U Y T W L V R R S K A T M J T Z U U
 Q W P D O R M T E A P D Q B K D R H C I T F W M Y

- | | | |
|---------------------|----------------------|---------------------|
| Beard | Mrstwit | Spaghetti |
| Bigdeadtrees | Mrtwit | Sticky |
| Bird | Mugglewumps | Upsidedown |
| Frog | Mustache | Walkingstick |
| Glasseye | Rolypoly | Windowless |
| House | Shrinks | Worms |
| Monkeys | Skillywiggler | |

Upside-down!

The Muggle-Wumps are fed up with the Twits so they decide to glue all of the furniture in their house to the ceiling. Help the Muggle-Wumps by drawing the contents of their house upside-down! Remember to draw some sneaky monkeys too!







A



B



C



D



E

Name that twit!

Can you name each of these featherbrained characters?

A:

B:

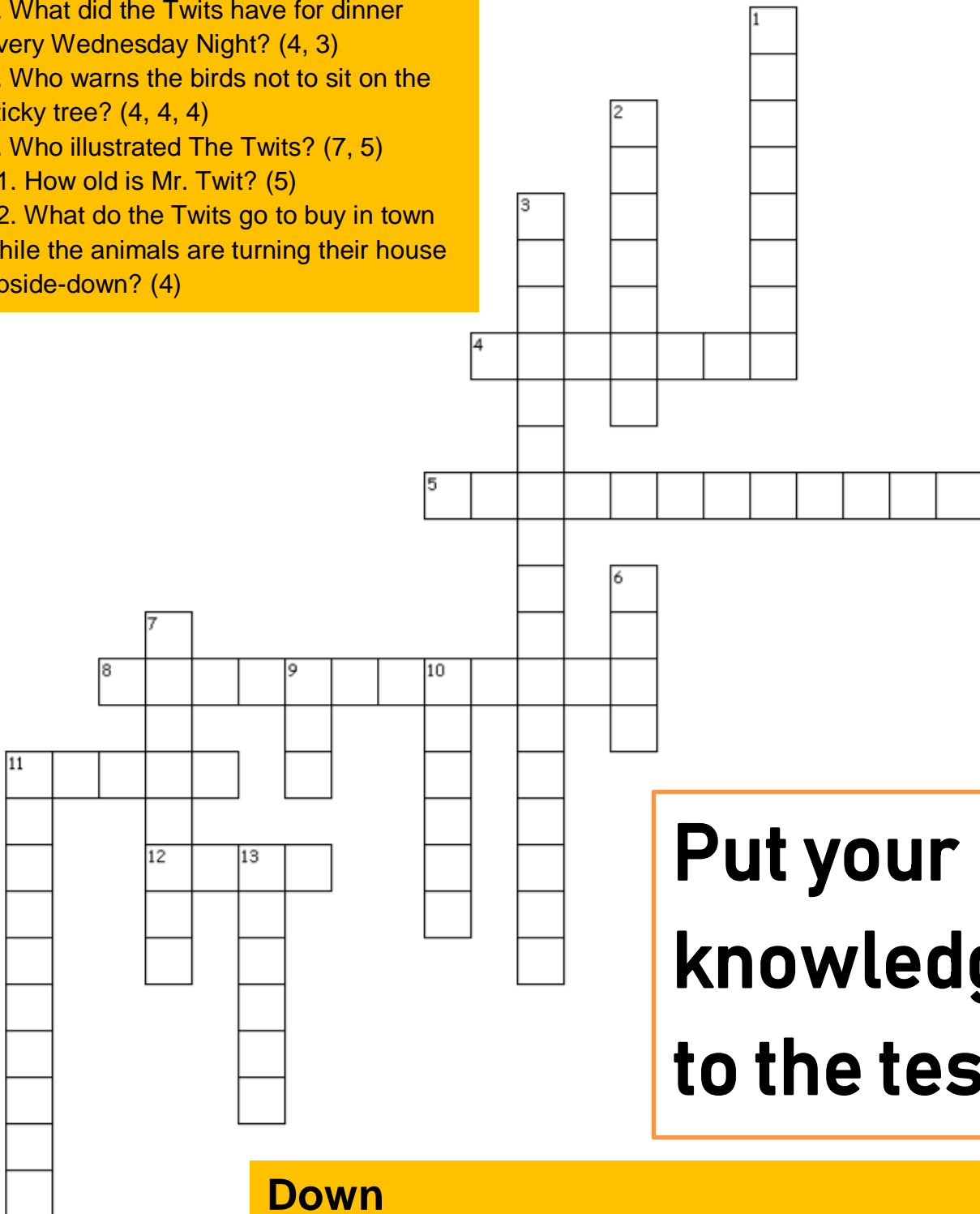
C:

D:

E:

Across

4. What did the Twits have for dinner every Wednesday Night? (4, 3)
5. Who warns the birds not to sit on the sticky tree? (4, 4, 4)
8. Who illustrated The Twits? (7, 5)
11. How old is Mr. Twit? (5)
12. What do the Twits go to buy in town while the animals are turning their house upside-down? (4)



**Put your
knowledge
to the test!**


Down

1. What does Mrs. Twit put in Mr. Twit's beer? (5, 3)
2. What Roald Dahl story is about a girl with magical powers? (7)
3. What does Mrs. Twit make Mr. Twit for dinner as revenge for the frog trick? (8, 9)
6. What was the name of the man who came to read the gas meter and found the Twits' empty clothes? (4)
7. What brand of glue does Mr. Twit use on the Big Dead Tree? (3, 5)
9. How many children did Muggle-Wump have? (3)
10. What masculine feature did Roald Dahl especially hate? (6)
11. What is the only cure for "the shrinks"? (10)
13. Where are Roald Dahl's parents from? (6)

An Author, a Doctor, and a Toymaker

In 1960 Roald Dahl, Dr. Kenneth Till, and Stanley Wade, the toymaker, invented the Wade-Dahl-Till valve. It's amazing that such a strange collaboration could create such a breakthrough device.

In the space below, draw a picture of yourself and two friends working together in your future professions to create something new. Use your imagination to come up with something crazy! You never know what the world will look like in twenty years!





Mrs Twit's BIRD PIE

Mrs Twit bakes pies filled with the birds Mr Twit catches for her. He puts glue on the Big Dead Tree at the bottom of the garden to trap the birds!

Why not try making your own bird pie using a pie bird!

A pie bird is a kitchen tool that vents steam from a pie.

Apple Tart

Recipe from the Bord Bia website

Pastry

225g plain flour, extra for dusting
2 tbsp icing sugar
100g butter, diced and chilled
2 large egg yolks
2-3 tbsps ice-cold water

Filling

900g Bramley cooking apples
100g caster sugar
¼ tsp ground cinnamon
Good pinch ground cloves/4 whole cloves
1 tbsp milk
Custard
5 egg yolks
3 tbsp caster sugar
½ vanilla pod, split in half and seeds scraped out
300ml milk
100ml cream

To make the pastry: Sift the flour and icing sugar into a bowl. Using a round-bladed knife or the tips of your fingers, work in the butter and then mix in the egg yolks. Add the ice-cold water until the dough just comes together. Wrap in cling film and chill for at least 30 minutes.

Preheat the oven to 190°C (375°F/gas mark 5). Lightly dust the work surface with flour.

Divide the pastry into 2 portions, one slightly larger than the other, then roll out the larger piece until it is about 30cm in diameter. Use to line a 20cm pie dish or a 23cm flat plate, gently pressing into the corners. Trim the edges with a knife and reserve the excess for decorating. Place back in the fridge to chill while you prepare the apples.

Peel, core and slice the apples. Place in a large bowl with all but 1 tablespoon of the caster sugar. Add the cinnamon and cloves and mix together. Brush the edge of the pastry with a little milk and then pile the apples into the lined pie dish. Roll out the second piece of pastry into a circle slightly larger than the pie dish and use to cover the apples. Press the edges together to seal, then use a sharp knife to cut away any excess.

Crimp the edges of the tart with a round-bladed knife, using your fingers as a guide. If you wish roll out the pastry scraps and cut into leaf shapes. Brush the shapes with milk and stick on top of the pie. Brush the entire top of the pastry with milk and sprinkle over the remaining 1 tablespoon of sugar. Bake for 25-30 minutes, then reduce the oven to 180°C (350°F/gas mark 4) and bake for another 20-25 minutes, until golden brown.

Wormy Spaghetti!

In chapter 7 Mrs. Twit tricks Mr. Twit into eating a bowl of worms! He thinks she's actually made him spaghetti, which is a funny mistake to make.

Can you think of a wacky substitute for your favourite dinner?

Draw a picture of you tricking a friend into eating your crazy creation!




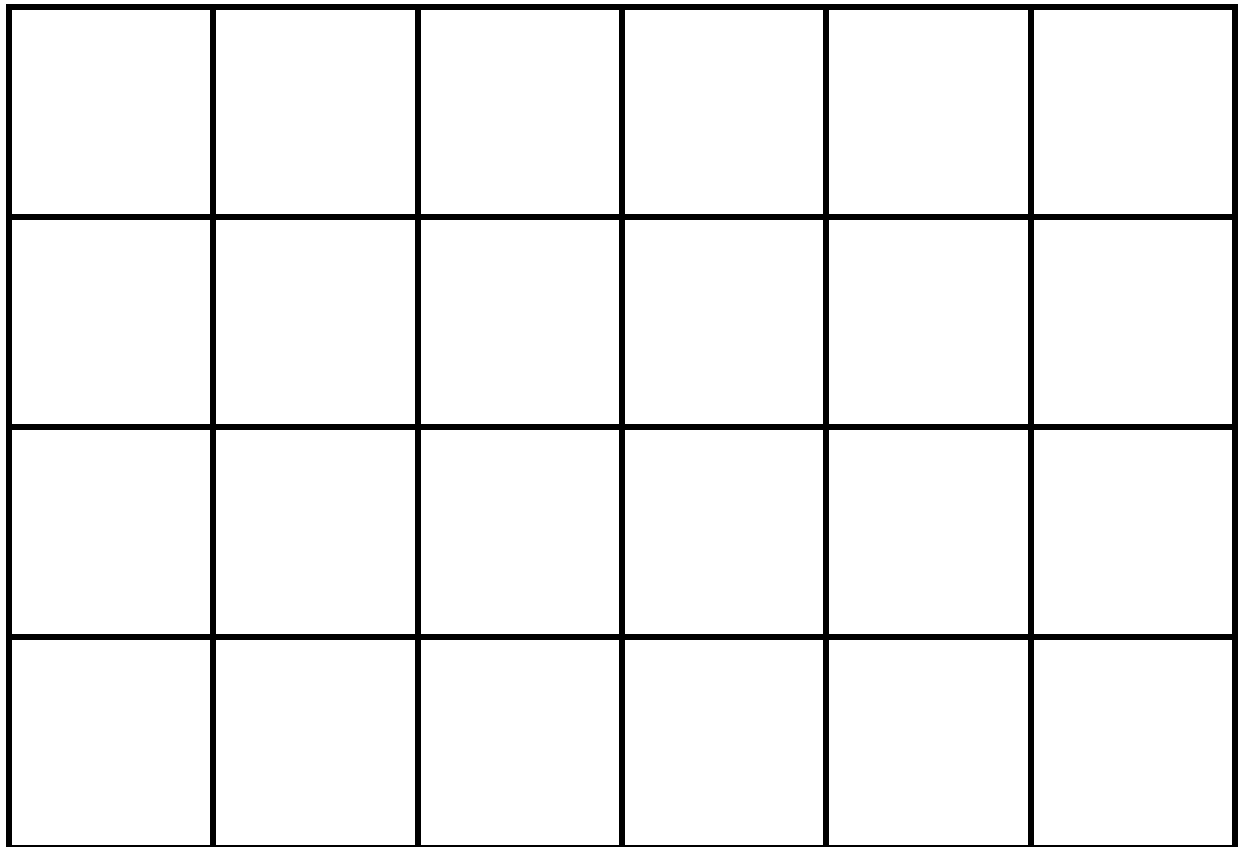
Imagine you're a bird flying through the woods with your friends. You get a little tired so you rest on a tree for a moment. Refreshed, you try to fly off again but you're stuck! You've been trapped in glue on the Big Dead Tree at the end of Mr Twit's garden!

Draw a comic strip illustrating how you and your friends escape from being baked into Mrs. Twit's pie!



One day, I was flying in the woods...

Draw the bird below using the grid as a guide.



CLASS PROJECT:

DESIGN YOUR OWN POSTER FOR THE TWITS

It can be any size (the bigger the better!)

Bring it with you on the day of the show, OR you can send us a picture of it, OR you can share it on your school Facebook or Twitter – but be sure to #tag us so we can share it too!

What you need to put on your poster:

Roald Dahl's

The Twits

dlr Mill Theatre

June 2019